

## Mending Tears and Losses in Vellum

### Treatment of Illuminated Manuscript on Vellum - Grolier 12:

Along the bottom edge of this illuminated manuscript were many tears or splits and losses. (See detail photos) The lower right corner was missing as well. These tears were mended and the losses filled, then the manuscript was string mounted in a double sided sink mat (model available on request).


#### Before treatment:



After treatment (matted):



Detail of lower edge before treatment (many losses and tears):



After treatment detail (matted):



Before treatment detail (lower right corner is missing):



After treatment (matted) - losses filled and corner repaired:




Verso before treatment:




Verso after treatment (matted):



After treatment (matted) - detail of verso corner repair



After treatment (matted) - detail of verso - filled losses and repairs to lower edge



[Click here](#) to return to main Paper Treatment page.