

# Paper Treatments - Backing Removal


## Treatment of Drawing MC# 05-1010:

This drawing was completely adhered to poor quality acidic board. There was a loss on the lower right corner. The acidic board was slowly pared away and was removed. The loss was filled with a suitable good-quality toned western paper. The drawing was re-housed in an acid-free folder.


Before Treatment:




After Treatment:



Before Treatment (Verso showing board):



After Treatment (Verso showing back of drawing):





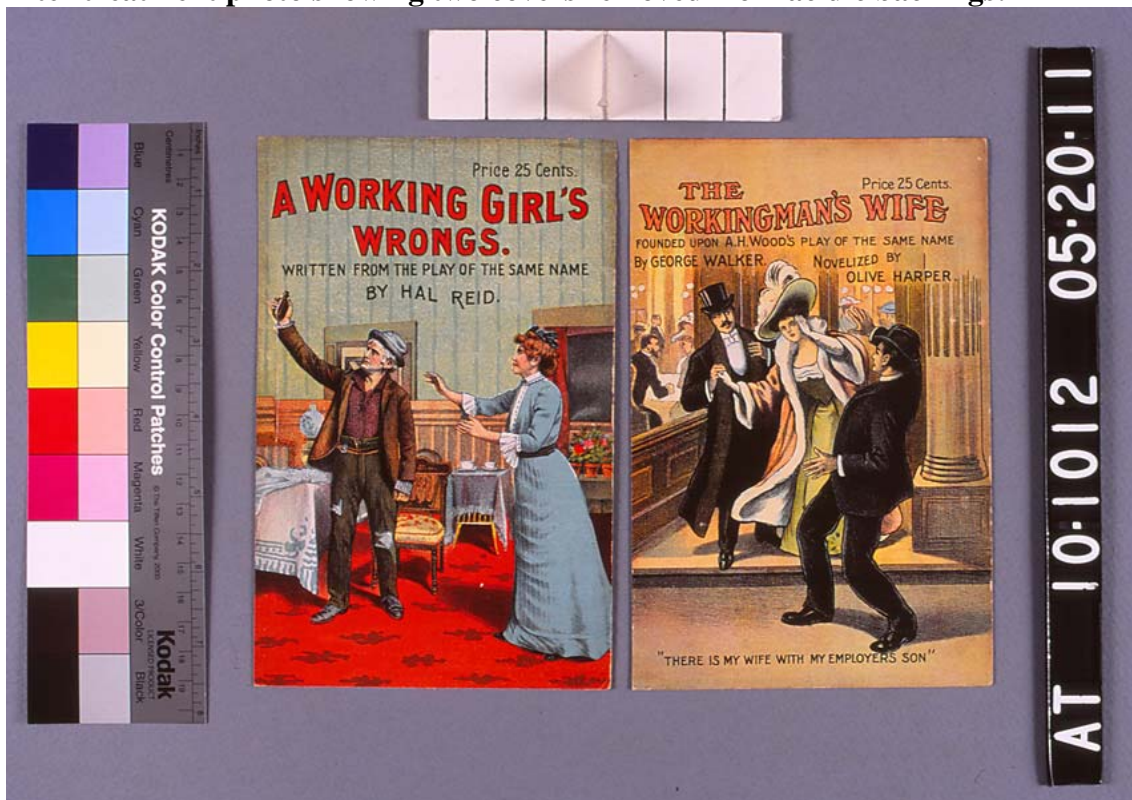
## Treatment of Dime Novels - MC# 10-1010:

The covers of this collection of Dime Novels were adhered to acidic backings with an unknown adhesive. The backings generally had no writing or notation on them. After the covers were removed, any backings that had notations were saved and the rest were discarded per curatorial decision.

### Before treatment photo showing two covers attached to acidic backings:




### After treatment photo showing two covers removed from acidic backings:



After treatment photo showing three covers removed from their acidic backings:




Before treatment - backs of the acidic boards:





After treatment - backs of the Dime Novel covers after they were removed from acidic board:



[Click here](#) to return to main Paper Treatment page.