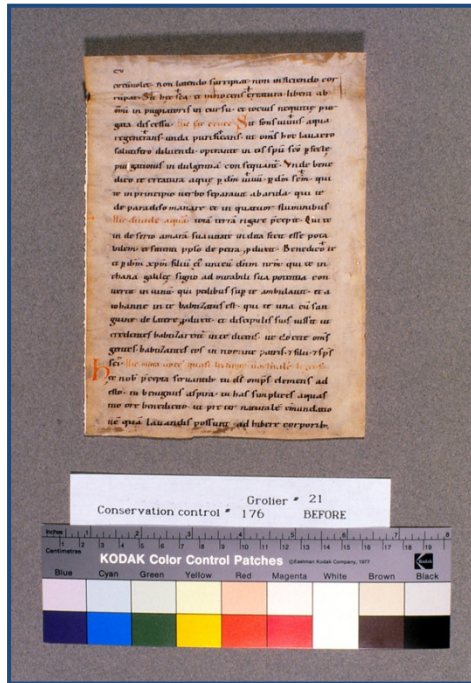


Manuscript Treatments - Backing Removal

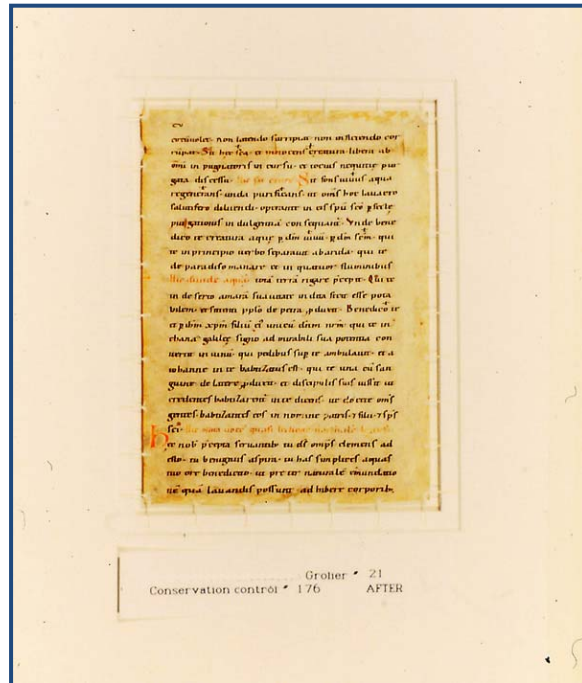
Treatment of Grolier Ms 21

This vellum manuscript was adhered to poor quality mat board along the top edge of the verso of the manuscript. The adhesive was released and the backing was removed. The manuscript was then mounted in a double-sided mat with a string mounting. The string was adhered with wheat starch paste to the edge of the manuscript. The manuscript could then be viewed from both sides.


Before Treatment:



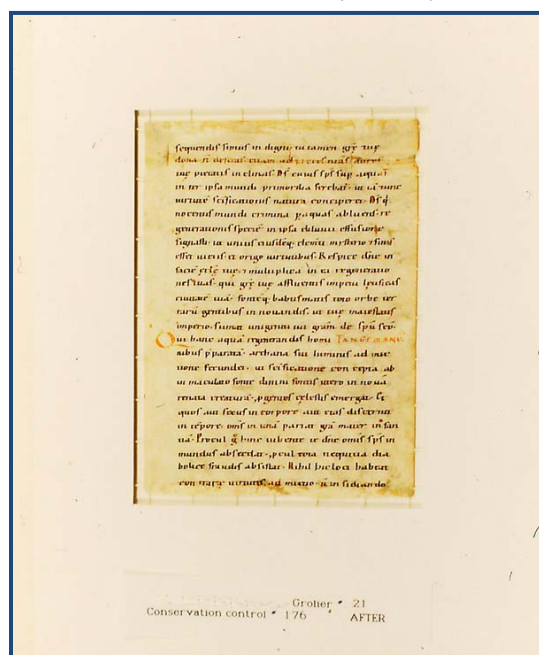
After Treatment:



Before Treatment (Verso):



After Treatment (Verso):



Treatment of Grolier Ms 24

This illuminated vellum manuscript was adhered to poor quality mat board along the top edge of the verso of the manuscript. The adhesive was released and the backing was removed. The manuscript was then mounted in a double-sided mat with a string mounting. The string was adhered with wheat starch paste to the edge of the manuscript. The manuscript can now be viewed from both sides.

Before Treatment:



After Treatment:



Before Treatment (verso):



Before Treatment Detail:



After Treatment (verso):

